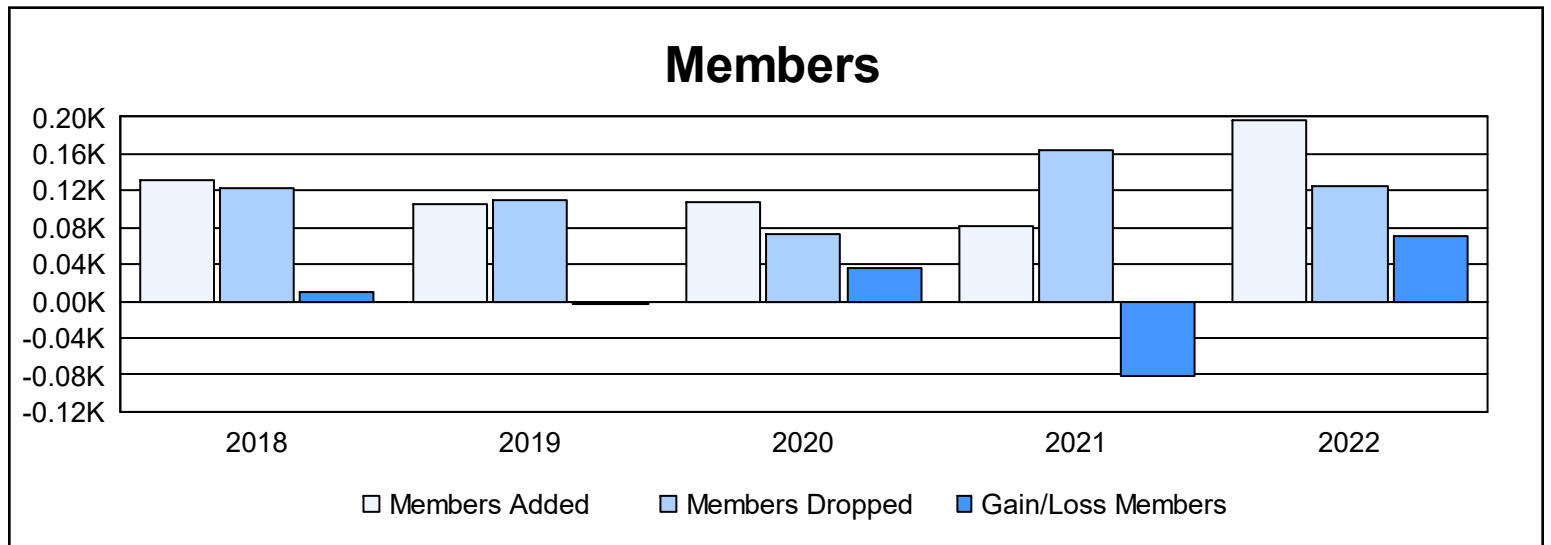

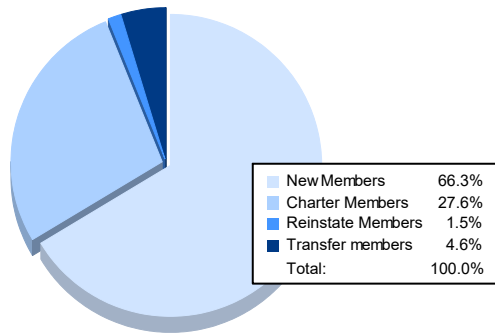


Year	New Clubs	Dropped Clubs	Gain/Loss Clubs	New Members	Charter Members	Reinstate Members	Transfer Members	Total Member Added	Total Members Dropped	Gain/Loss Members
2017-2018	0	0	0	115	2	12	3	132	122	10
2018-2019	0	0	0	97	0	3	6	106	109	-3
2019-2020	0	0	0	98	0	1	8	107	72	35
2020-2021	0	0	0	73	2	2	5	82	163	-81
2021-2022	1	0	1	130	54	3	9	196	126	70
Average	0	0	0	103	12	4	6	125	118	6



Membership Composition June 2022 Cumulative



Gender Composition June 2022 Cumulative

